



VANTAGE

HYDRONIC BOILER

Condensing Hydronic Boilers
2,000,000 - 4,000,000 BTU/HR



- Ultra High Efficiencies
- Durable and Reliable Construction
- Simplified System Designs
- Linkageless Modulation
- Dual Fuel Capabilities
- Engineered Systems

Vantage • Hydronic Boilers

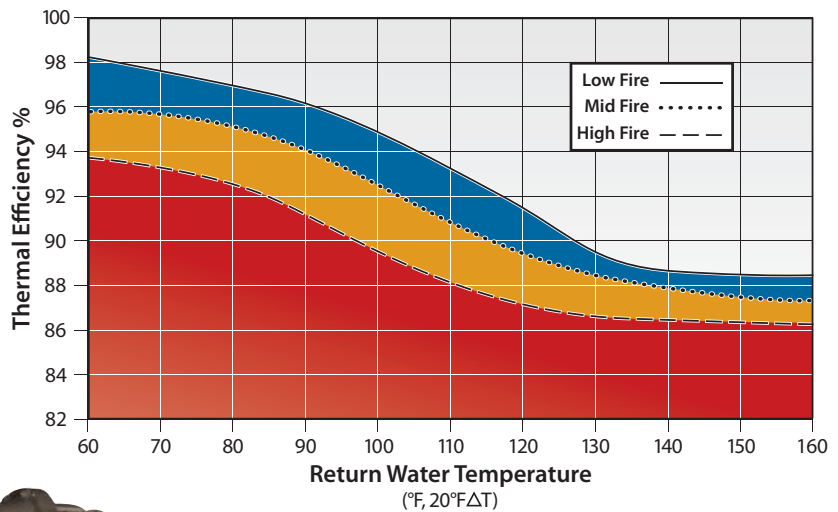
Features

- Ultra High Efficiencies
- Durable and Reliable Construction
- Simplified System Designs
- Linkageless Modulation
- Dual Fuel Capabilities
- Engineered Systems

Ultra High Efficiencies

The Fulton Vantage hydronic condensing boilers have been engineered to provide the highest thermal efficiencies possible. The large heating surface area and burner turndown capabilities provide high performance in a condensing boiler design.

Thermal Efficiency vs. Return Water Temperature



Vantage • Features and Benefits

Durable and Reliable Construction

The high mass, welded construction of the Vantage heat exchangers combine ultra high efficiencies and worry free operation. The condensing section of the Vantage boiler is constructed with Duplex stainless steel. Benefits of Duplex stainless steel include low thermal expansion rates and superior resistance to condensate and chloride stress corrosion.

Simplified System Designs

No minimum return water temperature requirements eliminate the need for boiler temperature control valves. Lower return water temperatures promote condensing of the flue gases and increase the Vantage boiler efficiency. The high mass design of the Vantage boiler prevents any harm occurring to the heat exchanger if low flow conditions exist.



Linkageless Modulation

Fulton Vantage boilers utilize a linkageless modulation control system. The control system provides precise temperature control with infinite modulation throughout the entire firing rate range. Turndown capabilities of up to 5:1 are provided as standard.

Dual Fuel Capabilities

- Natural Gas/#2 Fuel Oil
- Natural Gas/Propane

The Vantage boiler is the first condensing boiler to offer operation on #2 oil as a backup fuel, with efficiencies up to 93%. This option provides the ability to take advantage of existing fuels in retrofit applications. When #2 oil is selected, the Vantage control system automatically loads the correct fuel profile, simplifying backup fuel switchover requirements. The same simplicity exists for natural gas / propane dual fuel applications.



Shown here is the Vantage 4.0 MM with the dual fuel burner.

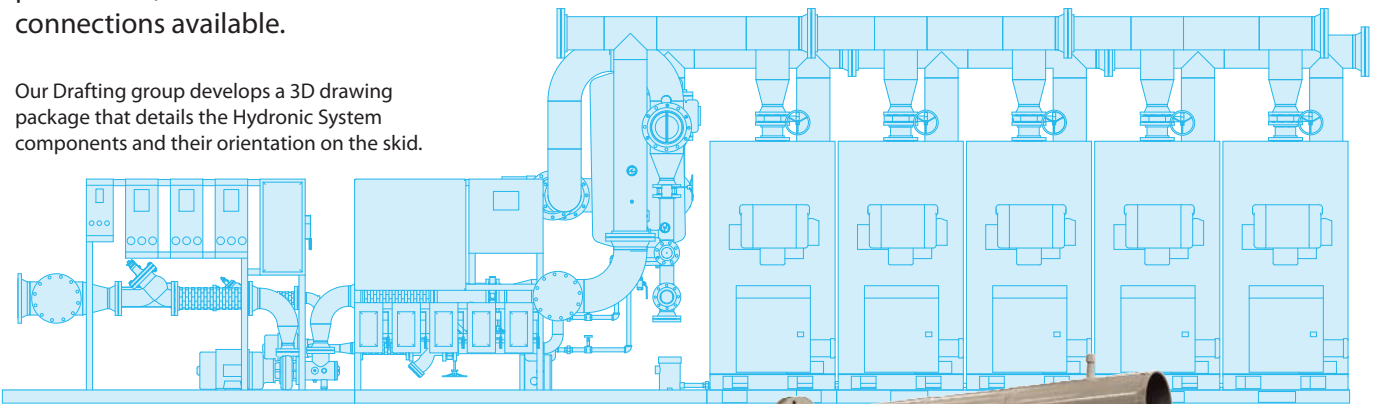
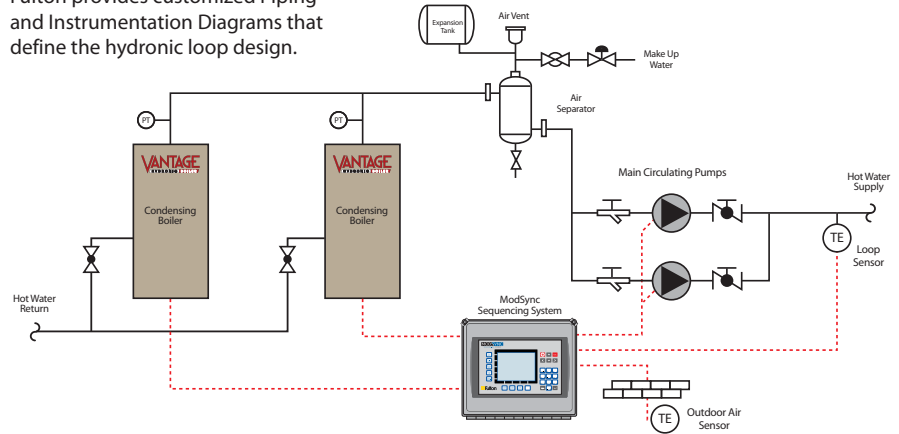
Vantage • Engineered Systems

Engineered Systems

Fulton specializes in custom designed hydronic systems to meet specific project requirements. Our team of engineers and project managers assist in the specification and design of a “turnkey” system for each application. Skid mounted hydronic systems provide simplified installation with single point water, fuel and electrical connections available.

Our Drafting group develops a 3D drawing package that details the Hydronic System components and their orientation on the skid.

Fulton provides customized Piping and Instrumentation Diagrams that define the hydronic loop design.



Completed engineered system containing five Vantage 3.0MM BTU/Hr Condensing Boilers with common HW supply and HW return manifolds, Condensate Drain, single point gas and electrical supply.

A look inside the **Vantage**

A Fuel and air mix together in the high turndown nozzle mix burner.

B The fuel ignites and the combustion process completes within the generously sized furnace.

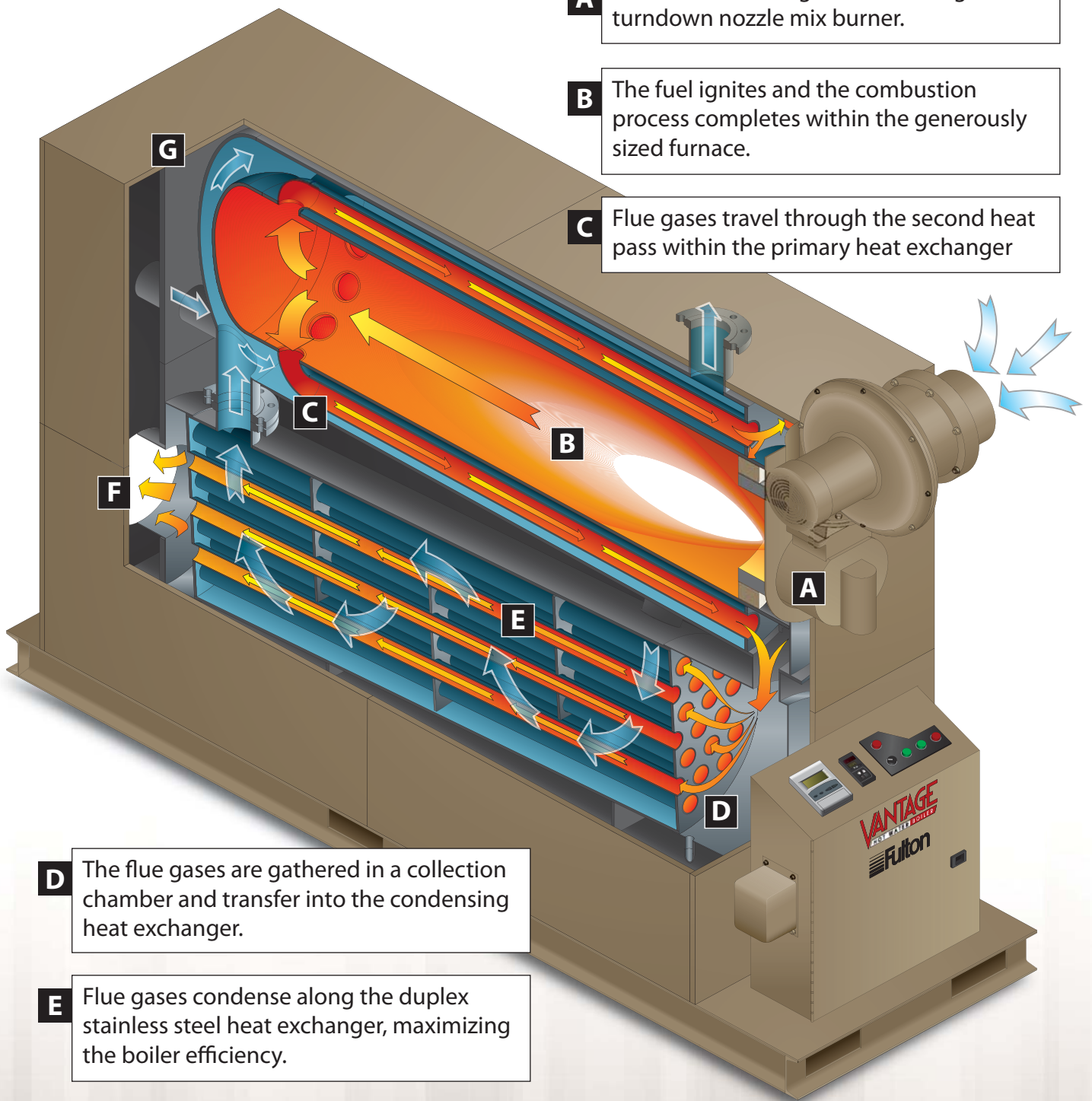
C Flue gases travel through the second heat pass within the primary heat exchanger

D The flue gases are gathered in a collection chamber and transfer into the condensing heat exchanger.

E Flue gases condense along the duplex stainless steel heat exchanger, maximizing the boiler efficiency.

F Gases exit through the flue outlet.

G High density insulation and water-backed surfaces minimize standby losses.



Vantage • Specs and Dimensions

Specifications • Vantage Hydronic Boiler

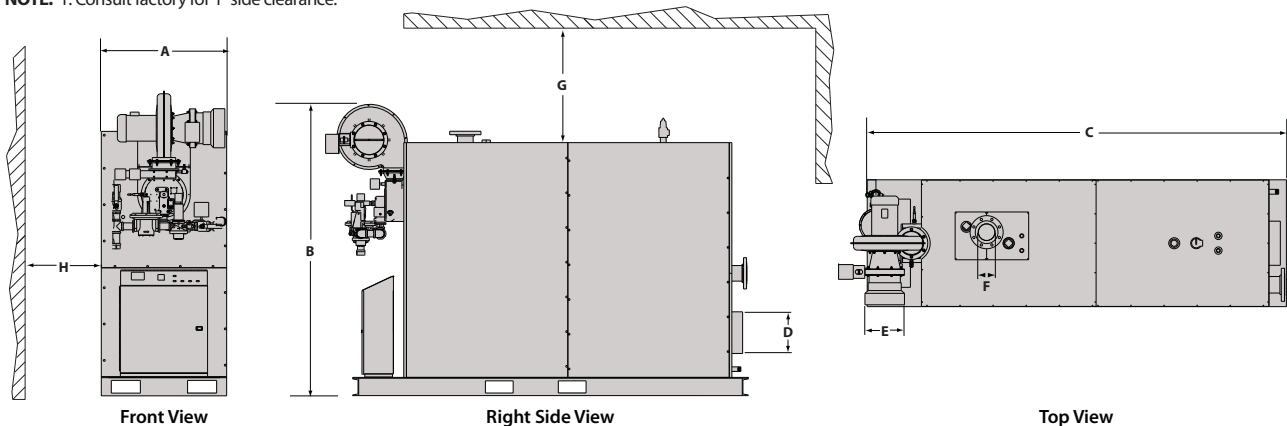
Models	VTG	3000	4000
Input	BTU/Hr.	3,000,000	4,000,000
	KCAL/Hr.	755,988	1,007,986
Fuel Consumption @ rated capacity: (Natural Gas)	FT ³ /Hr.	3,000	4,000
	M ³ /Hr.	85	113
Fuel Consumption @ rated capacity: (Propane)	FT ³ /Hr.	1190	1600
	M ³ /Hr.	33.7	45.2
Unit Size/Output	BHP	77	103
	KW	774	1,027
Electrical Requirements (Amps)	230V,60Hz,3 Phase	12.9	18.5
	460V,60Hz,3 Phase	6.5	9.3
Water Content	Gal	215	275
	Liters	818	1,041
Dry Weight	LB	5,200	5,800
	KG	2,363	2,631
Operating Weight	LB	7,000	8,100
	KG	3,181	3,674

Dimensions • Vantage Hydronic Boiler

Models	VTG	3000	4000
A. Boiler Width	IN	34.5	40.5
	MM	877	1029
B. Overall Boiler Height	IN	83.9	87.6
	MM	2131	2225
C. Overall Boiler Depth	IN	120	126
	MM	3048	3200
D. Flue Outlet Diameter	IN	12	14
	MM	305	356
E. Air Inlet Diameter	IN	10	12
	MM	254	305
F. Water Inlet/Outlet Diameter	IN	4	6
	MM	102	153
G. Min. Clearance to Ceiling	IN	24	24
	MM	610	610
H. Min. Clearance to either Side Wall (See Note 1)	IN	12	12
	MM	458	458

Specifications and Dimensions are approximate and for reference only. We reserve the right to change specifications and/or dimensions.

NOTE: 1. Consult factory for 1" side clearance.



Vantage DF • Specs and Dimensions

Specifications • Vantage Dual Fuel Hydronic Boiler

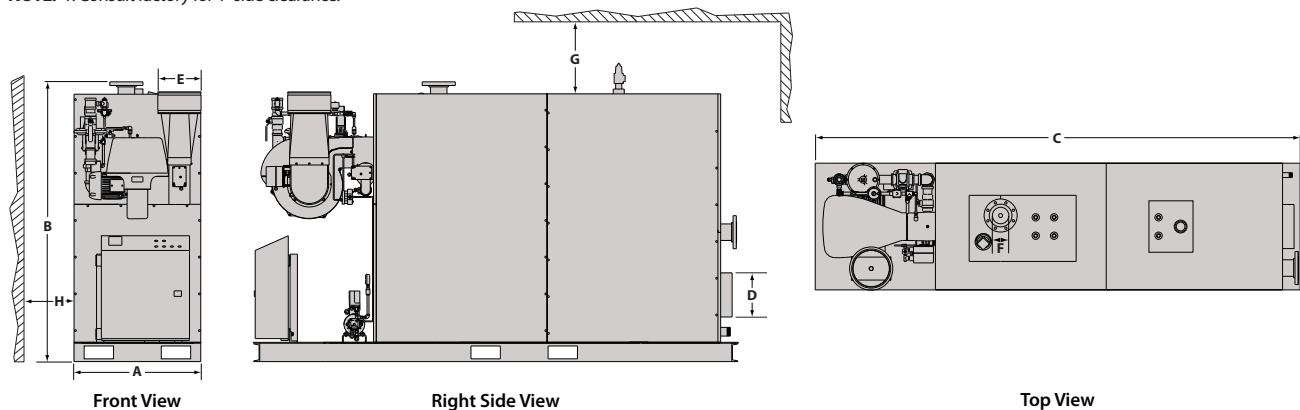
Models	VTG	2000DF	3000DF	4000DF
Input	BTU/Hr.	2,000,000	3,000,000	4,000,000
	KCAL/Hr.	503,992	755,988	1,007,986
Fuel Consumption @ rated capacity: (Natural Gas)	FT ³ /Hr.	2,000	3,000	4,000
	M ³ /Hr.	56.7	85	113
Fuel Consumption @ rated capacity: (#2 Oil)	GPH	14.3	21.4	28.6
	LPH	54.2	81.4	130
Unit Size/Output	BHP	51	77	102
	KW	510	774	1,008
Electrical Requirements (Amps)	230V,60Hz,3 Phase	13.4	16.1	16.1
	460V,60Hz,3 Phase	6.7	8.1	8.1
Water Content	Gal	147	215	240
	Liters	560	818	911
Dry Weight	LB	3,800	5,200	5,800
	KG	1,727	2,363	2,636
Operating Weight	LB	5,100	7,000	7,600
	KG	2,138	3,181	3,545

Dimensions • Vantage Dual Fuel Hydronic Boiler

Models	VTG	2000DF	3000DF	4000DF
A. Boiler Width	IN	33.6	34.5	40.5
	MM	854	877	1028
B. Overall Boiler Height	IN	72.75	76.1	79.5
	MM	1,848	1,933	2,019
C. Overall Boiler Depth	IN	120	132	136
	MM	3,048	3,353	3,454
D. Flue Outlet Diameter	IN	10	12	14
	MM	254	305	356
E. Air Inlet Diameter	IN	10	10	12
	MM	254	254	305
F. Water Inlet/Outlet Diameter	IN	4	4	6
	MM	102	102	152
G. Min. Clearance to Ceiling	IN	24	24	24
	MM	610	610	610
H. Min. Clearance to either Side Wall (See Note 1)	IN	12	12	12
	MM	305	305	458

Specifications and Dimensions are approximate and for reference only. We reserve the right to change specifications and/or dimensions.

NOTE: 1. Consult factory for 1" side clearance.





Fulton Heating Solutions, Inc.

972 Centerville Road
Pulaski, NY 13142

Call: (315) 298-5121
Fax: (315) 298-6390

www.fulton.com



Fulton is a global manufacturer of steam,
hot water & thermal fluid heat transfer systems

 **GSA** Contract Holder



VTG BRO
121108
Printed in USA